

Jane Addams Middle School Result Sheet

4/11/2019

Girls 6/7th

Scoring: Dual 5,3,1 ~~Tri 5,2,1~~

Relay Scoring Dual 5,0

Tri ~~5,5,0~~

TEAMS:

pts
JA

pts
Oak Park
Julian

EVENT	1st	T5	2nd	T3	3rd	T1	4th	5th	6th	pts	pts
Hurdles	Lopez 18.80 OP	Thorns 19.79 JA	Doguin 20.01 JA	Chung 21.27 OP	Summes 22.99 OP	Anderson 15.01 OP	Herper 15.01 OP	Herper 15.01 OP	Herper 15.01 OP	+11	+5
100	Kleiden 13.78 OP	Hammersley 14.16 OP	Budner 14.38 OP	Anderson 14.76 OP	Pettiford 14.89 JA	Anderson 15.01 OP	Herper 15.01 OP	Herper 15.01 OP	Herper 15.01 OP	+10	+9
1600	Spernt 6:10.45 OP	Baloo 6:21.14 JA	Brown 6:29.70 OP	Walby 6:35.19 OP	Swan 6:38.66 JA	Herper 7:00.16 OP	Herper 7:00.16 OP	Herper 7:00.16 OP	Herper 7:00.16 OP	+13	+6
4x200	X 2:10.8 JA	JA	JA	JA	JA	JA	JA	JA	JA	+5	+0
4x100	X 57.99 OP	1:07 JA	1:17.36 OP	1:17.61 OP	1:19.13 JA	1:19.30 JA	1:32.29 OP	1:32.29 OP	1:32.29 OP	+12	+5
400	Maille 1:11 OP	Dassinger 1:17.36 OP	Cassell 1:17.61 OP	Nix 1:19.13 JA	Swan 1:19.30 JA	Brown 1:32.29 OP	Brown 1:32.29 OP	Brown 1:32.29 OP	Brown 1:32.29 OP	+0	+9
200	Lera 32.01 JA	Smiley 33.68 OP	Brown 34.17 OP	Choi 34.58 JA	Brown 36.93 JA	Tsegond 37.40 JA	Tsegond 37.40 JA	Tsegond 37.40 JA	Tsegond 37.40 JA	+5	+4
800	Spernt 2:53.83 OP	Thorns 2:58.43 JA	Brown 3:02.27 OP	Walby 3:03.54 OP	Browc 3:04.20 OP	Miller 3:04.68 OP	Miller 3:04.68 OP	Miller 3:04.68 OP	Miller 3:04.68 OP	+3	+6
4x400	X 5:14 JA	5:48 OP	5:48 OP	5:48 OP	5:48 OP	5:48 OP	5:48 OP	5:48 OP	5:48 OP	+5	+0
Long Jump	Thorn 12'4 JA	Lera 12'3 JA	Nix 12'6 JA	Choi 11'5 JA	Choi 11'5 JA	Choi 11'5 JA	Choi 11'5 JA	Choi 11'5 JA	Choi 11'5 JA	+9	+0
High Jump	Thorn 12'4 JA	Lera 12'3 JA	Nix 12'6 JA	Choi 11'5 JA	Choi 11'5 JA	Choi 11'5 JA	Choi 11'5 JA	Choi 11'5 JA	Choi 11'5 JA	+0	+0
Discus	Doguin 33.6 JA	Doguin 43.5 JA	Sealuv 41.10 OP	Sealuv 41.10 OP	Sealuv 41.10 OP	Sealuv 41.10 OP	Sealuv 41.10 OP	Sealuv 41.10 OP	Sealuv 41.10 OP	+8	+1
Shot	Donald-Cater 21.0 JA	Donald-Cater 21.0 JA	Donald-Cater 21.0 JA	Donald-Cater 21.0 JA	Donald-Cater 21.0 JA	Donald-Cater 21.0 JA	Donald-Cater 21.0 JA	Donald-Cater 21.0 JA	Donald-Cater 21.0 JA	+5	+0

FINAL SCORES

Jane Addams Middle School Result Sheet

4/11/2019

Girls 8th

Scoring: Dual 5,3,1 ~~Tri 8,3,2,1~~

Relay Scoring: Dual 5,0 ~~Tri 5,3,8~~

TEAMS:

pls
JA
Oak Park

pls
Julian

EVENT	1st	+5	2nd	+3	3rd	+1	4th	5th	6th	pls	pls
Hurdles	Herrera 17.26 JFA	Colomen 19.99 JFA	Valentine 22.57 DP	Guilford 22.58 JFA						+8	+1
100	IFeayoKwasi 13.08 JFA	Bryning 13.15 DP	REVINE 13.49 DP	Richards 13.55 DP	Jones 13.72 JFA	Phips 13.90 JFA				8/15	1/14
1600	Mueller 16:45.54 JFA	RUDAN 17:53.39 DP								13	5/8
4x200	X 1:52.25 JFA	2:00 DP								+5	+3
4x100	X 58.42 JFA									15	10
400	Watson 1:11 JFA	Threisse 1:11 DP	Caldwell 1:16 DP							+5	+0
200	Bryning 27.53 DP	Weeks 27.55 JFA	Robson 30.11 DP	Richards 30.40 DP	Colomen 32.40 JFA	AnSere 32.84 JFA				33	12
800	Mueller 3:16.19 JFA	Buden 3:40.31 DP								43	18
4x400										+5	+3
Long Jump	Threisse 15'7 DP	Bryning 14'7 DP	Rodriguez 13'8 JFA	Chloebe 11'11 DP	Carter 11'7 DP	Adams 10'11 DP				41	21
High Jump										+1	+8
Discus	Garland 84'6 DP	Wittfield 85'0 DP	Goldberg 84'0 DP	Herrera 83'2 JFA	Munoz 81'10 DP	Carter 81'9 DP				42	27
Shot	Garland 33.1 DP	DiNoia 25.7 DP	Goldberg 24.5 DP	Herrera 23.5 JFA	W. Sosa 23.3 JFA	Carter 21.8 DP				19	+9

FINAL SCORES

Jane Addams Middle School Result Sheet

4/11/2019

BOYS 6/7th

Scoring: Dual 5,3,1

Relay Scoring: Dual 5,0

TEAMS:

pts	pts
JJA	Oak Park
	Julian

EVENT	1st	+5	2nd	+3	3rd	+1	4th	5th	6th	pts	pts
Hurdles	Donald Carter	Cleveland	Valle	Mansur	May	Rogala				+5	+4
100	19.41 JFA	20.91 JFA	21.19 OP	21.43 JFA	21.66 OP	22.32 OP				5	4
	Moroney	Schultz	Johnson	Epps	Sokal's	Vargas				+1	+8
	12.26 OP	12.65 OP	13.37 JFA	13.60 OP	13.81 JFA	14.06 OP				6	12
1600	Longen	Pejivene	Escamilla	Almasawi	Delferno	Carpos				+4	+5
	5:26.61 OP	5:31.55 JFA	5:33.61 JFA	5:46.00 JFA	5:48.03 JFA	5:48.03 JFA				10	13
4x200	X	1:54 JFA	2:09 OP							+5	+0
4x100	X	53:33 OP	57:13 JFA							12	17
400	Moroney	Delferno	Vergas	Ronan	Hines	Rowoldt				+0	+5
	1:04 OP	1:09 JFA	1:11 OP	1:12 OP	1:17 JFA	1:30 OP				15	22
200	DSR-Yebok	Mansur	Cleveland	Cassin	Panichewi					+3	+6
	28.71 OP	30.00 JFA	30.97 OP	32.48 JFA	33.50 OP					18	28
800	Wysone	IFawcuy	Palacios	Herrera	Alicie	Balao				+3	+6
	2:33.28 OP	2:41.10 JFA	2:49.70 JFA	2:51.65 JFA	2:54.07 JFA	2:55.70 JFA				21	34
4x400	X	4:29 JFA	5:22 OP							25	39
Long Jump	May	Savalio	Felder	Ruffin	Hill	Alicie				+5	+0
	14.7 BP	13'11 JFA	12'16 OP	12'16 JFA	12'3 OP	16'8 JFA				30	40
High Jump										+3	+6
Discus	Matlock	Martinez	Vusuf	Calley	Garland	Williams				33	45
	93.50 JFA	88'3 JFA	78'3 JFA	75'2 JFA	71'5 OP	61'8 OP				+9	+0
Shot	Martinez	Matlock	Vusef	Corley	Garland	Eshun				42	45
	30.0 JFA	27.8 JFA	27.2 JFA	26.2 JFA	24.2 OP	23.3 JFA				+9	+0

FINAL SCORES

Jane Addams Middle School Result Sheet

4/11/2019

BOYS 8th

Scoring: Dual 5,3,1 Tri 5,3,2,1

Relay Scoring: Dual 5,0 Tri 5,3,0

TEAMS:

JA

Oak Park

EVENT	Scoring						pts	pts
	1st	2nd	3rd	4th	5th	6th		
Hurdles	Robinson 18.54 JA	Walters 12.47 JA	Hall 12.81 OP	Mowatt 13.15 OP	J. Flores 13.15 JA	Jose 14.00 JA	+5	+0
100	Morris 12.26 JA	Walters 12.47 JA	Hall 12.81 OP	Mowatt 13.15 OP	J. Flores 13.15 JA	Jose 14.00 JA	+8	+1
1600	Cummings 5:24.26 OP	Nuebel 5:34.18 OP	Pinc 5:44.55 OP	Chaparro 5:52.37 JA	Shapiro 5:53.13 OP	Crosier 6:01.86 JA	+0	+9
4x200	X 1:45 JA	/	/	/	/	/	+5	+0
4x100	X 54:91 JA	56:77 OP	/	/	/	/	+5	+0
400	Crosier 1:13 JA	/	/	/	/	/	+5	+0
200	Mowatt 26:82 OP	Morris 28:07 JA	Payne 29:15 JA	Rodriguez 30:05 JA	Moore 31:69 JA	Mary 41:06 OP	+4	+5
800	Rubiale 2:25.97 JA	Pinc 2:43.42 OP	Shapiro 2:44.94 OP	Nuebel 2:54.51 OP	Bletcher 3:19.53 OP	/	+5	+4
4x400	X 4:25 JA	4:29 OP	/	/	/	/	+5	+0
Long Jump	Walters 19.14 JA	Coburn 19.10 JA	Robinson 19.7 JA	Jose 19.5 JA	/	/	+9	+0
High Jump	/	/	/	/	/	/	+0	+0
Discus	Stokeman 80' JA	Jose 70.9 JA	Darnow 64.7 OP	/	/	/	+8	+1
Shot	Darnow 30.3 OP	Stokeman 29.0 JA	/	/	/	/	+3	+5

FINAL SCORES

6th/7th HURDLES

Girls


Heat #1			
Lane	Name	School	Time
1			
2	Lopez	OP	18.90 (1)
3	Chung	OP	21.24 (4)
4	Therres	JA	19.99 (2)
5	Summers	OP	22.99 (5)
6	Doguim	JA	20.01 (3)
7	Duncan	OP	
8			



Heat #2			
Lane	Name	School	Time
1			
2			
3			
4			
5			
6			
7			
8			

8th grade

Heat #1			
Lane	Name	School	Time
1			
2	Valentine	OP	22.59 (3)
3	Ruiz-Coburn	OP	
4	Herrera	JA	19.26 (1)
5	Chlebek	OP	
6	Guilford	JA	22.58 (4)
7	Thiesse	OP	
8	Coleman	JA	19.99 (2)



Heat #2			
Lane	Name	School	Time
1			
2			
3			
4			
5			
6			
7			
8			

6th/7th

HURDLES

Boys

Heat #1

Lane	Name	School	Time	
1				
2	Donald-Carter	JA	19.41	①
3	Rogala	OP	22.32	⑥
4	ROBINSON	JA	18.54	
5	Cleveland	OP	20.96	②
6	Mansur	JA	21.43	④
7	Valle	OP	21.19	③
8	May	OP	21.66	⑤



Heat #2

Lane	Name	School	Time
1			
2			
3			
4			
5			
6			
7			
8			

8th grade

Heat #1

Lane	Name	School	Time	
1		OP		
2		JA		
3		OP		
4	Robinson	JA	18.54	①
5		OP		
6		JA		
7		OP		
8		JA		



Heat #2

Lane	Name	School	Time
1			
2			
3			
4			
5			
6			
7			
8			

6th/7th 100m

Girls

Heat #1			
Lane	Name	School	Time
1	O'Keefe	OP	15.28
2	Harvey	JA	15.96
3	Anderson	OP	15.01 (6)
4	Gathings	JA	
5	Musachia	OP	
6	Greenberg	JA	16.22
7	Buckner	OP	14.38 (3)
8	Madla	JA	16.43

Heat #2			
Lane	Name	School	Time
1	Anderson	OP	14.76 (4)
2	Ladra	JA	15.68
3	Kleiden	OP	13.98 (1)
4	Pettiford	JA	14.89 (5)
5	Hammersley	OP	14.16 (2)
6	Hrdlicka	JA	16.09
7	Golla	OP	15.41
8	Brown	JA	17.24

8th grade

Heat #1			
Lane	Name	School	Time
1	Callier Dunn	OP	14.60
2	Callier	JA	14.14
3	Ogunseitán	OP	13.93
4	Jones	JA	13.92 (5)
5	O'Neal	OP	16.09
6	Ifeajukwu	JA	13.08 (1)
7	Revsine	OP	13.49 (3)
8	DeBose	JA	14.58

Heat #2			
Lane	Name	School	Time
1	Malinc	OP	14.24
2	Law	JA	15.42
3	Richards	OP	13.55 (4)
4	Lindsay	JA	
5	Revsine Phipps	OP JA	13.90 (6)
6	Revsine Boshing	OP	13.15 (2)
7	Garcia	JA	16.55
8	Moore	JA	14.31

Boys

6th/7th 100m

Heat #1			
Lane	Name	School	Time
1	Moroney	OP	12.26 (1)
2	Sakalis	JA	13.81 (5)
3	Vargas	OP	14.00 (6)
4	King Johnson	JA	13.37 (3)
5	Epps	OP	13.60 (4)
6	Claudio	JA	14.20
7	O'Connor	OP	15.80
8	Tayo	JA	15.55

Heat #2			
Lane	Name	School	Time
1	Feder	OP	14.27
2	Silva	JA	
3	Chi	OP	14.95
4	Cortez	JA	
5	Schulz	OP	12.65 (2)
6	Ruffin	JA	14.05
7	Mims	OP	14.54
8	Cassin	JA	15.07

8th grade

Heat #1			
Lane	Name	School	Time
1	Cote	OP	15.27
2	Jose	JA	14.00 (6)
3	Mowatt	OP	13.5 (7)
4	Walters	JA	12.47 (2)
5	VanDuinen	OP	14.56
6	Morris	JA	12.26 (1)
7	Hall	OP	12.81 (3)
8	Salgado	JA	14.56

Heat #2			
Lane	Name	School	Time
1			
2			
3	Johnson	OP	
4	J. Flores	JA	13.14 (5)
5	Nemana	OP	
6	Payne	JA	16.24
7			
8			

Girls

6th/7th 400m

Heat #1			
Lane	Name	School	Time
1	Malik	OP	1:11 (1)
2	Nix	JA	1:19.13 (2)
3	Brown	OP	1:32.29 (6)
4	Swan	JA	1:19.33 (5)
5	Dassinger	OP	1:17.36 (3)
6	Cassel	OP	1:17.61 (4)
7			
8			



Heat #2			
Lane	Name	School	Time
1			
2			
3			
4			
5			
6			
7			
8			

8th grade 400m

Heat #1			
Lane	Name	School	Time
1	Caldwell	OP	1:16 (3)
2	Watson	JA	1:11 (1)
3	Thiesse	OP	1:11 (2)
4			
5			
6			
7			
8			



Heat #2			
Lane	Name	School	Time
1			
2			
3			
4			
5			
6			
7			
8			

Boys

6th/7th 400m

Heat #1			
Lane	Name	School	Time
1	Moroney	OP	1:04 (1)
2	DeFarno	JA	1:09 (2)
3	Vargas	OP	1:11 (3)
4	Hines	JA	1:17 (4)
5	Roman	OP	1:12 (5)
6	Cruz	JA	
7	Rowoldt	OP	1:30 (6)
8		JA	



Heat #2			
Lane	Name	School	Time
1			
2			
3			
4			
5			
6			
7			
8			

8th grade 400m

Heat #1			
Lane	Name	School	Time
1	Datta-Namana	OP	
2	Crosier	JA	1:13 (1)
3	Sarofim	JA	
4			
5			
6			
7			
8			

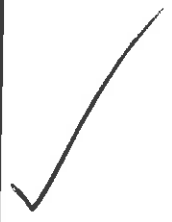


Heat #2			
Lane	Name	School	Time
1			
2			
3			
4			
5			
6			
7			
8			

Girls

6th/7th 200m

Heat #1			
Lane	Name	School	Time
1	Smiley	OP	33.69 (2)
2	Lera	JA	32.01 (1)
3	Brown	OP	34.13 (3)
4	Tsegay	JA	31.40 (6)
5	Lewis	OP	
6	Choi	JA	34.58 (4)
7	Brown	JA	36.93 (5)
8			



Heat #2			
Lane	Name	School	Time
1			
2			
3			
4			
5			
6			
7			
8			

8th grade 200m

Heat #1			
Lane	Name	School	Time
1	Mazur	OP	33.98
2	Weeks	JA	27.55 (2)
3	Mazur Robson	OP	20.11 (3)
4	Ansere	JA	22.84 (6)
5	Bryning	OP	29.53 (1)
6	Garcia	JA	31.85
7	Mazur Roberts	OP	20.40 (4)
8	Coleman	JA	32.40 (5)



EXHIBITION HEAT			
Lane	Name	School	Time
1			
2			
3			
4			
5			
6			
7			
8			

Boys

6th/7th 200m

Heat #1

Lane	Name	School	Time
1	Panichelli	OP	33.50 (5)
2	Flores	JA	
3	Cleavland	OP	30.97 (3)
4	King	JA	
5	May	OP	
6	Mansur	JA	30.00 (2)
7	Osei-Yeboah	OP	28.71 (1)
8	Cassin	JA	32.46 (4)



Heat #2

Lane	Name	School	Time
1			
2			
3			
4			
5			
6			
7			
8			

8th grade 200m

Heat #1

Lane	Name	School	Time
1	Johnson	OP	
2	Rodriguez	JA	30.05 (4)
3	Mowatt	OP	26.82 (1)
4	Morris	JA	28.07 (2)
5	Payne	JA	29.15 (3)
6	Moore	JA	31.69 (5)
7	Salgado	JA	
8	May		41.06 (6)



EXHIBITION HEAT

Lane	Name	School	Time
1			
2			
3			
4			
5			
6			
7			
8			

Girls

Mixed

4 x 200m relay

Lane	Names	School	Time
1	Nix, Gathings Lera, Therres	7th JA	2:08
2	Kren, Kowalczyk Andersson, Golla	7th OP	2:16
3	Ifeajukwu, Herrera Rodriguez, Weeks	8th JA	1:52.25
4	Thiesse, Revsine Richards, Chlebek	8th OP	2:00
Exhibition	Vizzone, Smiley Hammersley, Musachia	OP 7th	2:13
6			
7			
8			

① ✓
—
① ✓
②
—

Mixed

4x100m relay

Lane	Names	School	Time
1	Hrdlicka, Madla Greenberg, Brown	7th JA	1:07
2	O'Keefe, Buckner Lopez, Kleiden	7th OP	57.99
3	Callier, Jones DeBose, Ansere	8th JA	58.42
Exhibition	Lopez, Kleiden Ladra, Choi	7th JA	1:06
Exhibition	Dassinger, Meagher Thompson, Chlebek	7th OP	1:03
Exhibition	Phipps, Moore Lindsay, Law	8th JA	1:02
7			
8			

② ✓
① ✓
① ✓

Mixed

4 x 200m relay

Lane	Names	School	Time
1	Flores, Mansur Hines, Gomez	7th JA	154 (1)
2	Marnoney, Chi Munley, Felder	7th OP	209 (2)
3	Wardlow, Robinson Walters, Rybialek	8th JA	145 (1)
4			
5			
6			
7			
8			



Mixed

4x100m relay

Lane	Names	School	Time
1	Ruffin, Claudio Donald-Carter, King	7th JA	57:13 (2)
2	Vargas, Epps Osei-Yeboah, Moroney	7th OP	53:33 (1)
3	Rodriguez, Jose Morris, Sakalis	8th JA	54:91 (1)
4	Mowatt, Johnson VanDuinen, Hall	8th OP	56:77 (2)
5			
6			
7			
8			



Girls

Mixed

4 x 400m relay

Lane	Names	School	Time
1	Nix, K. Therres Balas, A. Therres	7th JA	5:14 (1)
2	Ozanic, Seick Derhammer, Welch	7th OP	5:48 (2)
Exhibition 3	Dallas, Lewis Brown, Summers	7th OP	5:27 -
4			
5			
6			
7			
8			



Mixed

4x400m relay

Lane	Names	School	Time
1			
2			
3			
4			
5			
6			
7			
8			

Mixed

4 x 400m relay

Lane	Names	School	Time
1	Gomez, Flores Campos, Almousawi 2	7th JA	429 ⁰⁰ ①
2	Hill, Mims Schulz, O'Connor 4	7th OP	522 ②
3	Wardlow, Crosier Ariyo, Sarofim 1	8th JA	425 ①
4	Pinc, Darrow Newhart, Cummings 3	8th OP	429 ²⁴ ②
5	DeFarno, Zuniga Payne, Lezama 5	EXH JA	529 ③
6			
7			
8			



Mixed

4x400m relay

Lane	Names	School	Time
1			
2			
3			
4			
5			
6			
7			
8			

EVENT

1600 800

Grade 6/7

GIRLS



BOYS

Grade 8

Place	Name	Time	School
2	Longen	5:26.61	OP
3	Ifejigami	5:31.55	JA
5	Escamilla	5:33.61	JA
6	Almoussani	5:46.00	JA
8	Deferno	5:48.03	JA
9	Campos	5:48.78	JA
10	Herrera	5:50.22	JA
11	Balas	5:50.74	JA
14	Alvario	5:54.13	JA
17	Chi	6:11.40	OP
18	Bennett	6:13.99	OP
19	Panichell.	6:16.45	OP
20	Zorina	6:42.70	JA
21	Pound	6:45.54	JA
22	Lejme	6:57.45	JA
23	Pozesky	6:58.37	OP
24	Mun Long	7:00.88	OP
25	Munde	7:05.92	OP
26	Pogala	7:08.45	OP
27	Koransky	7:31.96	OP
29	Cain	7:38.82	OP

Place	Name	Time	School
1	Cummings	5:24.26	OP
4	Newhart	5:34.18	OP
6	Pinc	5:44.55	OP
12	Chaparro	5:52.37	JA
13	Shapiro	5:53.13	OP
15	Crosier	6:01.86	JA
16	Sovite	6:08.98	JA
20	Blatchford	6:34.40	OP

Pts Indv.

Dual 5,3,1,0

Tri 5,3,2,1,

LONG JUMP

Grade 6-7

Boys

NAME	School	Jump 1	Jump 2	Jump 3	Place
Owren Max	PJMS	10'7	14'7	11'7	1
Mate Sakellis	JA	10'7	11'2	13'11	2
Ryan Alirie	JA	10'7	10'0	10'8	6
Derek Ruffin	JA	11'8"	12'6	11'0	4
Isaac Felder	PJMS	12'4	12'6	11'2	3
Marek Hill	PJMS	10'9	12'3	10'9	5
Kaden Garland	PJMS	10'5	10'6	9'9	7

Final Places

1 _____

2 _____

3 _____

4 _____

5 _____

6 _____

Announce Who is up, who is on deck, who is in the hole

LONG JUMP

Grade 8

Boys

NAME	School	Jump 1	Jump 2	Jump 3	Place
Alistair Johnson	PJMS				
Elijah Rodriguez	JA	14'6	14'10	13.8	2
Damon Walters	JA	17'4	15'4	15'5	1
Raleigh Jose	JA	10'4	14'5		4
Alec Robinson	JA	14'10.5	14'5	14'7	3

Final Places

- 1 _____
- 2 _____
- 3 _____
- 4 _____
- 5 _____
- 6 _____

Announce Who is up, who is on deck, who is in the hole

LONG JUMP

Grade 6-7

Girls

NAME	School	Jump 1	Jump 2	Jump 3	Place
Karina Choi	JA	11'5	11'5	11'3	4
Anja Lera	JA	10'11	12'1	12'3	2
Angelique Nix	JA	9'6	10'6	12'0	3
Anyah Therese	JA	8'8	12'2	12'4	1

Final Places

- 1 _____
- 2 _____
- 3 _____
- 4 _____
- 5 _____
- 6 _____

Announce Who is up, who is on deck, who is in the hole

LONG JUMP

Grade 8

Girls

NAME	School	Jump 1	Jump 2	Jump 3	Place
Leah Curtin	PJMS	9'3	9'5	9'2	8
Maddie Carter	PJMS	11'7	10'9		5
Noa Adams	PJMS	10'11	10'8	10'9	6
Julia Rodriguez	JA	13'8	12'6.5"	13'5	3
Gabby Chlebek	PJMS	11'11	11'8	10'11	4
Sabina Mazzur	PJM	10'9	10'10		7
Sage Bryning	PJM	14'0	13'9	14'7	2
Emily Thiessse	PJM	13'0	14'7	15'7	1

Final Places

- 1 _____
- 2 _____
- 3 _____
- 4 _____
- 5 _____
- 6 _____

Announce Who is up, who is on deck, who is in the hole

Discus

Grade 6-7

Boys

NAME	School	Throw 1	Throw 2	Throw 3	Place
EShan, Isaac	JA	41'7	47'2	44'0	7
Moore, Edward	JA	45'9	—	46'1	8
Martinez, Michael	JA	84'10	—	88'3	2
Corley, Thomas	JA	63'1	63'9	75'2	4
Schante, Iai	JA	31'8	40'4	32'2	9
Yussuf, Ganin	JA	68'9	78'3	70'00	3
Matlock, Jacob	JA	82'11	76'0	97'00	1
Garland, Kaden	PJ	71'5	71'0	67'7	5
Williams, Ethan	PJ	58'1	61'8	60'9	6

Final Places		
1	Matlock, Jacob	JA
2	Martinez, Michael	JA
3	Yussuf, Ganin	JA
4	Corley, Thomas	JA
5	Garland, Kaden	PJ
6	Williams, Ethan	PJ

4x2
4x1
400
200
800
41400

Announce Who is up, who is on deck, who is in the hole

Shot Put

Grade 8

Girls

NAME	School	Throw 1	Throw 2	Throw 3	Place
Alana Walton	JA	17.4	16.0	17.11	10
Mikela Martinez	JA	15.8	17.5	15.10	9
Tion Houston	JA	20.2	23.2	23.5	4
Zoe Wilson	JA	23.0	21.7	23.3	5
Andrea Munoz	OP	17.6	19.0	18.0	8
Teshell O'Neal	OP	24.8	23.5	25.7	2
Maddie Carter	OP	21.8	18.4	20.1	6
Leah Curtin	OP	18.6	17.7	19.5	7
Reese Garland	OP	31.0	33.1	33.0	1
Katherine Goldberg	OP	24.5	24.0	22.2	3

Final Places

1 _____

2 _____

3 _____

4 _____

5 _____

6 _____

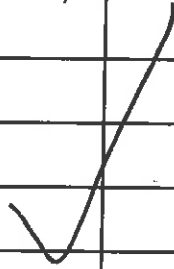
Announce Who is up, who is on deck, who is in the hole

Shot Put

Grade 6-7

Boys

NAME	School	Throw 1	Throw 2	Throw 3	Place
Michael Martinez	JA	27.6	29.2	30.0	1
Jan Schutz	JA	13.3	15.9	15.10	10
Isaac Bshun	JA	23.3	23.0	21.8	6
Edward Moore	JA	19.3	20.5	20.1	8
Thomas Corten	JA	25.1	26.0	26.2	4
Jacob Mattoce	JA	27.8	27.6	27.8	2
Garni Yuseff	JA	27.0	27.2	26.0	3
Kaden Garland	OP	24.2	-	24.0	5
Zachary Kohler	OP	-	-	18.3	9
Ethan Williams	OP	18.7	21.4	21.2	7



Final Places

1 _____

2 _____

3 _____

4 _____

5 _____

6 _____

Announce Who is up, who is on deck, who is in the hole

