

Jane Addams Middle School Result Sheet

4/23/2019

BOYS 6/7th

Scoring: Tri 5,3,2,1

Relay Scoring: Tri 5,3,0

TEAMS:

pts
JA

pts
HOMER

pts
Kelvin
Grove

EVENT	1st	2nd	3rd	4th	5th	6th	pts	pts	pts
Hurdles	Nick L. H	Donald Fort H	Mansur JFA	Jake M H	Homer A H	Logan F H	+5	+6	+0
100	19.16 H	19.61 JFA	20.53 JFA	21.23 H	22.2 H	24.67 KG	5	6	0
1600	Wade W H	Dominic C KG	Cornel KG	King JFA	Claudio JFA	Vince G KG	+1	+5	+5
4x200	12.47 H	13.39 KG	13.45 KG	13.69 JFA	13.74 JFA	13.93 KG	6	11	5
4x100	5:36 JFA	Defonso JFA	Almasan JFA	Baloo JFA	Herrera JFA	Collins H	+11	+0	+0
400	1:53 JFA	2:06 KG	2:21 H	/	/	/	12	11	5
800	58:83 H	1:00.59 JFA	1:06 KG	/	/	/	15	10	13
200	Genery 1:07 JFA	Allie JFA	Criz JFA	Will C KG	Jacob KG	Kyle S C H	22	15	8
4x400	Wade W H	Dominic G KG	Hino JFA	Claudio JFA	Dennis H	Mansur JFA	25	16	10
Long Jump	26.51 H	28.06 KG	28.62 JFA	28.94 JFA	29.41 H	30.11 JFA	35	16	9
High Jump	1:41 JFA	Koser H	Balok H	Sahadan H	Baloo JFA	Berna JFA	38	15	12
Discus	4:31 JFA	5:17 KG	5:18 #	/	/	/	45	16	12
Shot	4:18" JFA	Mensur JFA	4:16" JFA	4:12" JFA	/	/	48	10	13
	15'8" KG	15'1" H	13'9" JFA	13'7" KG	13'0" H	12'11" H	50	3	16
	4'8" JFA	4'6" JFA	4'6" H	4'2" JFA	/	/	59	32	10
	Gorska H	Mattol JFA	Manning JFA	Colley JFA	Kotiol KG	Lanthuier H	65	37	10
	99'10 H	91'4" JFA	99'8" JFA	67'1" JFA	63'9" KG	62'6" H	78	43	10
	Manning JFA	Gorska H	Vuset JFA	Coley JFA	Mattol JFA	Kotiol KG	73	40	10
	30.0 JFA	29.9 H	27.3 JFA	27.0 JFA	26.3 JFA	26.9 KG	73	40	10

FINAL SCORES

73

40

21

Jane Addams Middle School Result Sheet

4/23/2019

Boys 8th

Scoring: Tri 5,3,2,1

Relay Scoring: Tri 5,3,0

TEAMS:

EVENT

1st +5 2nd +3 +3 +2 4th +1 5th 6th

pts
JA
pts
HOMER
pts
Kelvin Grove

Hurdles Zach K 17.43 H Robinson 17.81 JFA Homer A 19.09 H Zach E 19.42 H K.G. B. 19.63 KG K.G. A. 22.48 KG

+3
+8
+8
+8

100 Morris 12.04 JFA Walkers 12.25 JFA N. McC 12.45 H John K. 12.75 H Flores 12.84 JFA Mason 12.95 H

+8
+3
+3
+3

1600 Johnson 5.24 H Moerman 5.45 H Arjo I. 6:06.46 JFA Sorlie 6:06.92 JFA Orsler 6:13.54 JFA Garrett 7:04 H

+3
+3
+8
+8

4x200 X 1:44 H 1:46 JFA / / / / / /

+3
+3
+5
+5

4x100 X 54:35 JFA 54:16 H 1:00 KG / / / / / /

+5
+5
/

400 Jeff 1:07 H Sandfin 1:08 JFA Jeremy 1:09 H Crocker 1:13 JFA / / / / / /

+4
+4
+7
+7

200 Morris 27.62 JFA Rodriguez 29.22 JFA Zach M. 30.05 H A 30.7 KG Shaw 31.43 H Moore 31.75 JFA

+8
+8
+6
+6

300 Johnson 2:22.30 H Rybalek 2:22.63 JFA Soule 2:51 JFA Garrett 3:02 H Artman, C 3:33 JFA / / / / / /

+5
+5
+6
+6

4x400 X 4:24 H 4:43 JFA 5:30 KG / / / / / /

+3
+3
/

Long Jump Dinger 17'1" H Walkers 15'9" JFA Robinson 15'4" JFA Donastie 14'9" H Robinson 14'9" H Maraldo 14'5" H Rodriguez 14'3" JFA

+5
+5
+6
+6

High Jump Donastie 4'10" H Beyer 4'6" H Wardlow 4'6" JFA Robinson 4'4" JFA / / / / / /

+3
+3
+8
+8

Discus Stockman 92'3" JFA Jose 91'4" JFA Keltzy 87'2" KG Marano 81'0" H Mancera 79'6" H Topic 78'2" KG

+8
+8
+8
+8

Shot Keltzy 41.4 KG Jones 37.0 H Kielczynski 34.4 H Keltzy 30.9 KG Strab 27.9 KG Mancera 27.0 H

+8
+8
+8
+8

FINAL SCORES

58 67 9

Jane Addams Middle School Result Sheet

4/23/2019

Girls 6/7th

Scoring: Tri 5,3,2,1

Relay Scoring: Tri 5,3,0

TEAMS:

pts pts pts
JA HOMER Kelvin
 Grove

EVENT	1st	+5	2nd	+3	3rd	+2	4th	+1	5th	6th	pts	
Hurdles	Henry H 18.70	Para H 19.72	Theres JFA 19.93	Doguin JFA 20.15	Noor H 20.43	Faut H 21.19	+	3	+	8	+	0
100	Zadrow H 14.15	Flynn H 14.48	Mae H 14.72	Moan KG 15.14	Harvey JFA 15.31	Angelique H 15.48	+	3	+	8	+	0
1600	Balas JFA 6:15	Swan JFA 6:31	Gallagher KG 7:15	Muro JFA 7:20	Styg KG 8:10	/	+	9	+	0	+	2
4x200	X 2:08 JFA	2:09 H	2:25 LG	/	/	/	+	5	+	3	+	0
4x100	X S9:12 H	1:03 KG	1:08 JFA	/	/	/	+	0	+	17	+	0
400	Mack H 1:14	Swan JFA 1:16	McLaughlin H 1:18	Amlicia(-) H 1:27	Nelson KG 1:29	Choi JFA 1:31	+	3	+	7	+	1
200	Nix JFA 30:01	3:19.3 JFA	Panieris KG 3:12	Godfringo JFA 3:19.1	Hunder KG 3:19.6	Para H 3:10	+	8	+	3	+	9
800	Theres, K 2:58.20 JFA	2:58.43 JFA	Larkowitz H 3:08	Lynch H 3:09	Ibera H 3:23	Galagher KG 3:25	+	8	+	3	+	9
4x400	X S:22 JFA	S:43 KG	S:53 H	/	/	/	+	5	+	4	+	0
Long Jump	Nix SA 12'5"	Ibera H 12'4"	Keen H 12'3"	Flynn H 12'0"	Choi H 11'11"	Para H 11'10"	+	7	+	2	+	12
High Jump	Marrin H 4'6"	Theres JFA 4'2"	Marrin H 4'2"	LarKovitz H 4'2"	/	/	+	3	+	6	+	0
Discus	Baite +2'3"	Magiera H 6'1'8"	Henry H 6'1'9"	Donald JFA 5'9'6"	Dalpont H 5'9'10"	Doguin JFA 3'9"	+	1	+	10	+	0
Shot	Baite H 23.8	Shihaden H 23.3	Donald JFA 21.00	Magiera H 20.8	Henry H 12.9	Trik H 18.2	+	2	+	9	+	0

FINAL SCORES

53 69 12

Jane Addams Middle School Result Sheet

4/23/2019

Girls 8th

Scoring: Tri 5,3,2,1

Relay Scoring: Tri 5,3,0

TEAMS:

EVENT	1st	+5	2nd	+3	3rd	+2	4th	+1	5th	6th
Hurdles	Herrera	Andrzejak	Coleman	Coskelio	L.G.C.	Welch				
100	19.28 JFA	17.56 H	18.5 JFA	19.72 H	19.79 KG	19.56 H				
1600	Jones	Collier	Moore	Brook	K.G.C	K.G.A				
4x200	13.69 JFA	13.85 JFA	14.04 JFA	14.15 JFA	14.69 KG	14.85 KG				
4x100	Carpas	Shouse	Benson							
400	7:26 JFA	7:30 H	7:57 H							
200	1:52 JFA	2:03 H	2:16 KG							
800	54.75 H	58:00 JFA	1:00 H	1:00 JFA						
4x400	1:14 JFA	1:20 H	1:31 H							
Long Jump	Watson	Lorson	Swenson							
High Jump	1:14 JFA	1:20 H	1:31 H							
Discus	Weeks	Porfilio	Bukowski	Lamarke	Nissman					
Shot	28.3 JFA	28.82 H	30.25 H	30.88 H	33.04 KG					
	Miller	Shaw	Ervin	Coskelio	Mastrantu	Dutery				
	2:42 H	2:50 H	3:00 KG	3:07 H	3:11 H	3:12 KG				
	5:07 JFA	5:18 H	6:21 KG							
	Welch H	Chavez H	Schwartz K	Andrzejak H	Rodriguez JFA	Nissman KG				
	13'6"	13'9"	12'11"	12'10"	12'6"	11'9"				
	Larrale	Ewers	Kotzner	Predepenski						
	4'16" J	4'14" H	4'20" H	4'20" H						
	Skovins	Kusiorowski	Herrera	Turek	Martin	Bauer				
	35'9" H	34'10" H	62'3" JFA	61'5" H	58' JFA	49'19" H				
	Donnelly	Andrzejak	Pitchof	Houston	Wilson	Kelly				
	24.8 KG	24.0 H	22.5 H	22.4 JFA	21.4 JFA	18.10 H				

pts	pts	pts
JFA	HOMER	Kelvin Grove
+7	+4	+0
7	4	0
+11	+0	0
18	4	0
+5	+5	0
23	9	0
+5	+3	+0
28	12	0
+3	+5	0
31	17	0
+5	+5	0
36	22	0
+5	+6	0
41	28	0
+5	+9	0
46	37	0
0	+3	+0
46	40	0
0	10	2
46	50	2
46	+11	4
+2	+9	+0
48	70	4
+1	+5	+5
49	75	9
49	75	9

FINAL SCORES

Heat #1			
Lane	Name	School	Time
1	Noor	H	20.43 (5)
2	Faut	H	21.19 (6)
3	Therres	JA	19.93 (3)
4	Dahlberg	KG	1
5	Doguim	JA	20.15 (4)
6	Baxter	KG	19.00
7	Para	H	19.72 (2)
8	Heeny	H	18.70 (1)



Heat #2			
Lane	Name	School	Time
1			
2			
3			
4			
5			
6			
7			
8			

Thas

8th grade

Heat #1			
Lane	Name	School	Time
1			
2	Coleman	JA	18.5 (3)
3	Welch	H	19.96 (6)
4	Costello	H	19.77 (4)
5	Herrera	JA	17.28 (1)
6	Mougammago	H	20.32
7	Andretich	H	17.56 (2)
8	Guilford	JA	20.65 (5)



Heat #2			
Lane	Name	School	Time
1			
2	KG E		20.05
3	Kelvin Grove A	KG	20.73
4	Kelvin Grove B	KG	20.46
5	Kelvin Grove C	KG	19.79 (5)
6	Kelvin Grove D	KG	24.00
7			
8			

Heat #1

Lane	Name	School	Time
1			
2	Nate L	H	19.16 (1)
3	Donald-Carter	JA	19.61 (2)
4	Logan F	KG	29.62 (6)
5	Jake M	H	21.23 (4)
6	Andrew L	KG	29.93
7	Mansur	JA	20.53 (3)
8	Nate P	H	

Heat #2

Lane	Name	School	Time
1			
2	Tyler W.	KG	29.32
3	██████	H	
4	Chase C.	KG	27.33
5	Homer A	Homer	22.26 (5)
6	Homer B	Homer	24.98
7			
8			

8th grade

Heat #1

Lane	Name	School	Time
1			
2	A	KG	22.16 (6)
3	Zach K.	H	17.43 (1)
4	Robinson	JA	17.51 (2)
5	Zach E.	H	17.42 (4)
6	B	KG	19.63 (5)
7	Homer C	H	19.09 (3)
8			

Heat #2

Lane	Name	School	Time
1			
2			
3			
4			
5			
6			
7			
8			

6th/7th 100m

GIRLS

Heat #1

Lane	Name	School	Time
1			
2	Ciacca	H	15.65
3	Moan	KG	15.14 (4)
4	Harvey	JA	15.31 (5)
5	Flynn	H	14.98 (2)
6	Angelique C-H	KG	15.98 (6)
7	Greenberg	JA	16.24
8	Mack	H	14.92 (3)

Heat #2

Lane	Name	School	Time
1			
2			
3	Brown	JA	16.84
4	Tsegay	JA	17.27
5	Zadrow	H	19.15 (1)
6	Ladra	JA	15.71
7			
8			

8th grade

Heat #1

Lane	Name	School	Time
1		KG	
2	Phipps	JA	14.15 (4)
3	Broach	H	15.88
4	DeBose	JA	
5	Klinski	H	16.69
6	Jones	JA	13.69 (1)
7	Ritchey	H	15.31
8	K.A.C.	KG	14.69 (5)

Heat #2

Lane	Name	School	Time
1	KG A	KG	14.85 (6)
2	Law	JA	15.50
3	Salah	H	16.05
4	Ansere	JA	14.94
5	Garcia	JA	15.90
6	Moore	JA	14.04 (3)
7	Callier	JA	13.85 (2)
8	K.A.B.	KG	15.12

6th/7th 100m

BOYS

Heat #1

Lane	Name	School	Time
1	Cortez	JA	
2	Claudio	JA	13.94 (5)
3	Vince G	KG	13.92 (6)
4	Wade W	H	12.47 (1)
5	Colton R	KG	13.45 (3)
6	Dallas S	H	14.24
7	Ruffin	JA	14.62
8	Sakalis	JA	

Heat #2

Lane	Name	School	Time
1	Cortez	JA	15.26
2	King	JA	13.67 (4)
3	Nate P	H	14.93
4	Cassin	JA	
5	Dominic C	KG	13.39 (2)
6	Cam V	H	14.63
7	Silva	JA	17.14
8	Tayo	JA	17.14

8th grade

Heat #1

Lane	Name	School	Time
1	Mason	H	12.95 (6)
2	Walters	JA	12.25 (2)
3	John K.	H	12.75 (4)
4	Morris	JA	12.04 (1)
5	Nick C.	H	12.45 (3)
6	Jose	JA	14.83
7	A	KG	14.83
8	B	KG	

Heat #2

Lane	Name	School	Time
1			16
2	C	KG	14.16
3	Payne	JA	16.47
4	AJ	H	14.77
5	Flores	JA	12.84 (5)
6	Salgado	JA	16.07
7	D	KG	14.48
8			

6th/7th 400m

Girls

Heat #1			
Lane	Name	School	Time
1	Swan	JA	1:16 (2)
2	Amilia C-H	KG	1:27 (4)
3	Choi	JA	1:31.10 (5)
4	Nelson	KG	1:29 (3)
5	Mack	H	1:19 (1)
6	McLaughlin	H	1:16 (3)
7	Hrdlicka	JA	1:31.48 (2)
8	Brown	JA	1:34.18 (8)



Heat #2			
Lane	Name	School	Time
1			
2			
3			
4			
5			
6			
7			
8			

8th grade 400m

Heat #1			
Lane	Name	School	Time
1	Watson	JA	1:14 (1)
2	Larson	H	1:20 (2)
3	Swanson	H	1:31 (3)
4		KG	
5		KG	
6			
7			
8			



Heat #2			
Lane	Name	School	Time
1			
2			
3			
4			
5			
6			
7			
8			

6th/7th 400m

Boys.

Heat #1

Lane	Name	School	Time
1	Kyle S-C	H	1:40 (6)
2	DeJuan Gomez	JA	1:07 (1)
3	Jacob T.	KG	1:38 (5)
4	Cameron R	H	1:20 (2)
5	Will C	KG	1:35 (4)
6	Cruz	JA	1:22 (3)
7	Alirie	JA	1:15 (2)
8	Cassin	JA	



Heat #2

Lane	Name	School	Time
1			
2			
3			
4			
5			
6			
7			
8			

8th grade 400m

Heat #1

Lane	Name	School	Time
1	Jett	H	1:07 (1)
2	Sarofim	JA	1:08 (2)
3	Jeremy	H	1:09 (3)
4	Crosier	JA	1:13 (4)
5	A	KG	
6	B	KG	
7			
8			



Heat #2

Lane	Name	School	Time
1			
2			
3			
4			
5			
6			
7			
8			

6th/7th 200m

Girls

Heat #1			
Lane	Name	School	Time
1	Nix	JA	30.01 (1)
2	Ramirez	KG	33.12 (3)
3	Lera	JA	31.93 (2)
4	Angelique C-H	KG	
5	Abu-Saffeh	H	
6	Para	H	35.10 (6)
7			
8	Angelique Hunter	KA	34.96 (5)



Heat #2			
Lane	Name	School	Time
1	Gathings	JA	33.91 (4)
2	Reyes	H	
3	Pettiford	JA	
4	Shihadeh	H	35.81 (2)
5			
6			
7			
8			

8th grade 200m

Heat #1			
Lane	Name	School	Time
1	Weeks	JA	27.3 (1)
2	Bukowski	H	30.25 (2)
3	Nicsmah	KG	33.09 (5)
4	Coleman	JA	
5	La Morte	H	30.98 (4)
6		KG	
7	Ansere	JA	
8	Porfillo	H	28.88 (3)




EXHIBITION HEAT			
Lane	Name	School	Time
1			
2			
3			
4			
5			
6			
7			
8			

6th/7th 200m

Heat #1

Lane	Name	School	Time
1	Wade W	H	26.51 (1)
2	Flores	JA	
3	Bryce T.	KG	32.44 (7)
4	Danny S.	H	29.41 (5)
5	Dominic C.	KG	28.06 (2)
6	Hines	JA	28.62 (3)
7	Claudio	JA	28.94 (4)
8	Mansur	JA	30.11 (6)

BOLTS




Heat #2

Lane	Name	School	Time
1			
2			
3			
4			
5			
6			
7			
8			

8th grade 200m

Heat #1

Lane	Name	School	Time
1	Shaw	H	31.43 (5)
2	Morris	JA	29.62 (1)
3	Zach M.	H	30.05 (3)
4	Rodriguez	JA	29.22 (2)
5	Salgado	JA	35.07 (7)
6	A	KG	30.90 (4)
7	Moore	JA	31.75 (6)
8	B	KG	



EXHIBITION HEAT

Lane	Name	School	Time
1			
2			
3			
4			
5			
6			
7			
8			

Mixed

4 x 200m relay

Lane	Names	School	Time
1	Nix, Lera Therres, Gathings	7th Addams	2:08 (1)
2	Abuzir, Marridi Marridi, Shehadi	7th Homer	2:09 (2)
3	Baxter, Vargas Nelson, Amelia	7th KG	2:25 (3)
4	Ifeajukwu, Herrera Rodriguez, Weeks	8th Addams	1:52 (1)
5	Trower, Dzielski LaMorte, Skoczylas	8th Homer	2:03 (2)
6		8th KG	2:16 (3)
7			
8			

Mixed

4x100m relay

Lane	Names	School	Time
1	Hrdlicka, Madla Greenberg, Pettiford	7th Addams	1:08 (3)
2		7th Homer	59:12 (1)
3	Moan, Dahlberg Ramirez, Angelique C-H	7th KG	1:03 (2)
4	Callier, Jones DeBose, Phipps	8th Addams	58:00 (2)
5	Bickute; Mercher Porfilio, Andretich	8th Homer	54:75 (1)
6	Mecher, Bickute Portfolio, Andretich	8th KG	
Exhibition 7	Coleman, Moore Garcia, Law	8th JA	1:01 (4)
Exhibition 8	Lepore, Zurek Cruz, Cudzich	8th Homer	1:00 (3)

Mixed

4 x 200m relay

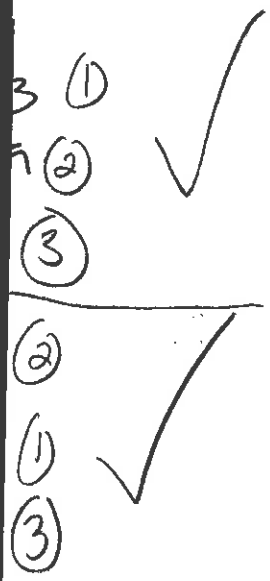
Lane	Names	School	Time
1	Zach S, Quinn D Nate P, Jake M	7th Homer	2:21 (3)
2	Gomez, Mansur Hines, Flores	7th Addams	1:53 (1)
3	Ryan K, Dominic C. Bryce T, Colton R.	7th KG	2:06 (2)
4	Van, John K Michael, Nick C.	8th Homer	1:44 (1)
5	Wardlow, Walters Rybialek, Robinson	8th Addams	1:46 (2)
6		8th KG	
7			
8			



Mixed

4x100m relay

Lane	Names	School	Time
1	Dom T, Boden B Cam V, Nate L	7th Homer	1:00 58.83 (1)
2	Ruffin, Claudio Donald-Carter, Silva	7th Addams	57.83 1:00.57 (2)
3	Finn S. Logan F Michael M, Vince G,	7th KG	1:06.20 (3)
4	Zach E., Julian Mar Brandon, Mason	8th Homer	54.68 (2)
5	Rodriguez, Jose Morris, J. Flores	8th Addams	54.35 (1)
6		8th KG	1:00.33 (3)
7			
8			



Girls

Mixed 4 x 400m relay

Lane	Names	School	Time
1	Nix, Therres Balas, Therres	7th (3) Addams	5:22 (1)
2	Nelson, Baxter Vargas, Moan	7th (4) KG	5:43 (2)
3	Daghash, Kohlz Laha, Maezes	7th (5) Homer	5:53 (3)
4	Ifeajukwu, Watson Weeks, Swan	8th (1) Addams	5:07 (1)
5	Homer 8th Grade	8th (2) Homer	5:18 (2)
6	KG 8th Grade	8th (6) KG	6:21 (3)
7			
8			

7th ✓

8th ✓

Mixed 4x400m relay

Lane	Names	School	Time
1			
2			
3			
4			
5			
6			
7			
8			

Mixed

4 x 400m relay

Lane	Names	School	Time
1	Connor M, Boden B Max, Nate	7th (3) Homer	5:18 (3)
2	Gomez, Flores DeFarno, Almousawi	7th (2) Addams	4:31 (1)
3	Vince G, Trevor F. Dennis L, Colton R.	7th (4) KG	5:17 (2)
4	Mason, Nick Michael, Van	8th (1) Homer	4:24 (1)
5	Wardlow, Crosier Ariyo, Sarofim	8th (3) Addams	4:43 (2)
6	Kelvin Grove	8th (6) KG	5:30 (3)
7	KG		
8			



Mixed

4x400m relay

Lane	Names	School	Time
1			
2			
3			
4			
5			
6			
7			
8			

EVENT

1600 800

Grade 6/7

Place	Name	Time	School
3	Kavri Thmes	2:58.20	JA
4	Arciah Thmes	2:58.43	JA
7	Grace Lorkowitz	3:08	H
8	Madison Lynch	3:09	H
11	Jamira Barca	3:23	H
13	Keelyn Galagher	3:25	KG
14	Briano Bish	3:27	JA
15	Ashley Kolz	3:28	H
17	Olivia Bukowski	3:33	H
18	Hiba Mouca	3:34	H
19	Erica Iadra	3:36	JA
20	Tony Dalponte	3:46	H
22	Amelia Christien	3:49	KG
23	Isabelle Magra	3:50	H
25	Ava Reyes	3:57	H
26	Aubrey McLaughlin	3:58	H

GIRLS

BOYS

Grade 8

Place	Name	Time	School
①	Henrah Miller	2:42	H
②	Kayla Shay	2:50	H
5	Sophia & Eriq	3:00	KG
6	Sarah & Castello	3:07	H
9	Adriana Mastrangi	3:11	H
10	Isabelle Degering	3:17	KG
12	Burda Walker	3:21	H
16	Audrey Mouhammadou	3:32	H
21	Sarah Spatz	3:48	H
24	Kate Schaefer	3:54	H
27	Kaylin Kundra	4:01	H

Pts Indv.

Dual 5,3,1,0

Tri 5,3,2,1,

EVENT

1600 800



Grade 6/7

Grade 8

Place	Name	Time	School
3	Hengjuku	2:41	JA
4	Kosek	2:48	H
6	Bielek	2:52	H
7	Schihadah	2:54	H
8	Balas	2:55	JA
9	Herrera	2:58	JA
11	Powlel	3:00	H
12	Van Lankhuycen ^{3:00}	3:00	H
13	Alirle	3:01	JA
14	Oribbish	3:15	H
15	Valcich	3:30	H
16	Akyom	3:31	JA
18	Karpinski	3:37	KG
19	Dixon	3:40	KG
20	Wingate	3:51	KG
21	Altman, D	3:53	H

Place	Name	Time	School
1	Johnson	2:22.30	H
2	Rybiatek	2:22.67	JA
5	Sowile	2:51	JA
10	Garrett	3:02	H
17	Altman, C	3:33	JA

Pts Indv.
 Dual 5,3,1,0
 Tri 5,3,2,1,

EVENT

1600 800

Grade 6/7

Place	Name	Time	School
1	Maggie Balao	6:15	JA
2	Brianna Swan	6:31	JA
3	Keeligh Gallagher	7:15	KG
4	Ariella Monas	7:20.12	JA
8	Vargao Sky	8:16	KG

GIRLS

BOYS

Grade 8

Place	Name	Time	School
5	Nyla Campos	7:20.36	JA
6	Gabriella Shouse	7:30	H
7	Zoraya Briseno	7:57	H

Pts Indv.
Dual 5,3,1,0
Tri 5,3,2,1,

EVENT

1600 800

Grade 6/7

Place	Name	Time	School
2	Xamsi I	5:36	JA
4	Vince Deforco	5:46.20	JA
5	Hussein A.	5:46.62	JA
8	Balas M.	6:08.03	JA
9	Tyler H	6:08.55	JA
10	Collins, K	6:13.09	H
12	Ryan A.	6:35.82	JA
13	Bernardo Zung	6:37	JA
M	Yulian Lavne	6:39	JA
15	Gohe Cruz	6:43	JA
16	Frances Payne	6:56	JA
18	Abaylindson	7:38	KG

GIRLS BOYS

Grade 8

Place	Name	Time	School
1	Matthew Johnson	5:24	H
3	Jack Moerman	5:45	H
6	Ariyo I	6:06.46	JA
7	Source L	6:06.92	JA
11	Cameron Croston	6:13.55	JA
19	William Gerrard	7:04	H

Pts Indv.
Dual 5,3,1,0
Tri 5,3,2,1,

410

HIGH JUMP EVENT RECORDING SHEET

Circle One GIRLS BOYS Circle One: High Jump

Jane Addams

6/7th grade or 8th Grade

#	Name	Com e in at	Imper.		BEST MARK	Misses Tied Total Misses	PLACE
			Mark	Grade			
1	Rozan Maridi HG	sides→	4'2" 4'4" 4'6"	↓ ↓ XXX	4'6"	1	X
2	Madison Giacini HG	sides→	XXX		X	X	
3	Rana Maridi HG	sides→	XV XXX		4'2"	3	X
4	KAILI THELES SA	sides→	↓ XXX		4'2"	2	
5	KEELYN GALLAGHER KG	sides→	XXX		X	X	
6	Grade 10 K... HG	sides→	XV XXX		4'2"	3	
7		sides→					
8		sides→					
9		sides→					
10		sides→					
11		sides→					
12		sides→					

418"

HIGH JUMP EVENT RECORDING SHEET

Circle One GIRLS BOYS Circle One: High Jump

Jane Addams

6/7th grade or 6th Grade

#	Name Bib #, Affiliation	Com e In at	Imper.		BEST MARK	Misses Total Misses	PLACE
			Mark	Grade			
1	Emma Rozamba HG	stds	✓	X XXX	4'2"	3	3
2	Gabriela Przelapka HG	stds	✓	XXX	4'2"	3	3
3	Maagie Mueller J.S.A	stds	XXX				3
4	Gigi Ewers HG	stds	X ✓	X XXX	4'4"	2	2
5	Amber Lamonts HG	stds	✓	X X V XXX	4'6"	1	1
6	Soife ETVIN KCA	stds	XXX				
7		stds					
8		stds					
9		stds					
10		stds					
11		stds					
12		stds					

Starting height
4'2 1/2"

HIGH JUMP EVENT RECORDING SHEET

Jane Addams

6/7th grade

8th Grade

Circle One: GIRLS BOYS

Circle One: High Jump

#	Name	Com e in at	Ingr. Marks	Grid										BEST MARK	Misses Tied Total Misses	PLACE				
				1	2	3	4	5	6	7	8	9	10				11	12		
1	Shane Kozak HG	side→	XXX																	
2	Boden Bielik HG	side→	XXX																	
3	Sack Bogdan HG	side→	XXX																	
4	Derrick Ruffin JA	side→	XXX																	
5	Isaiah Manzur JA	side→	XV	XXX																
6	Is Flores JA	side→	V	XV	V	XXX														
7	Jacob Matlock JA	side→	V	XXX																
8	Maed Weike HG	side→	V	V	XXXVXXX															
9		side→																		
10		side→																		
11		side→																		
12		side→																		

BEST MARK: 4'2", 4'4", 4'6", 4'8", 4'9"
 Misses Tied Total Misses: 3 HG, 4 SA, 1 JA, 2 SA
 PLACE: 3 HG, 4 SA, 1 JA, 2 SA

41411

HIGH JUMP EVENT RECORDING SHEET

Circle One: GIRLS BOYS

Circle One: High Jump

Jane Addams

6/7th grade or 8th Grade

#	Name Bib #, Affiliation	Corn e in at	Inches										BEST MARK	Misses Tied Ht Total Misses	PLACE			
			4'4"	4'6"	4'8"	4'10"	5'0"											
1	Zach Oberst HG	stbs→	X	X	X												4'6"	2
2	Alec Robinson IA	stbs→	X	X	X	X											4'4"	4
3	Julius Morallon JH	stbs→	N	X	N	X	X	X									4'6"	3
4	Michael Daneske HG	stbs→	V	N	N	N	N		X	X	X						4'10"	1
5		stbs→																
6		stbs→																
7		stbs→																
8		stbs→																
9		stbs→																
10		stbs→																
11		stbs→																
12		stbs→																

✓

Shot Put

Grade 6-7

Boys

NAME	School	Throw 1	Throw 2	Throw 3	Place
Michael Martinez	JA	29.0	(30.0)	29.2	1
Thomas Corleu	JA	(27.0)	26.4	25.9	4
Isaac Eshun	JA	23.0	(23.5)	—	10
Isaac Amon	JA	22.7	(24.0)	21.8	9
Jacob Matlock	JA	24.8	(26.3)	25.11	5
Jan Schnute	JA	—	(14.4)	13.10	15
Chase Creed	KG	19.9	(20.0)	20.0	13
Ganiu Yusef	JA	(27.3)	24.7	24.2	3
Edward Moore	JA	17.4	18.0	(18.7)	14
Diego Gutierrez	JA	(21.3)	16.7	18.1	12
Oscar Skurski	HG	(22.4)	21.8	19.6	11
Sam Eliacostas	HG	22.8	(24.7)	23.11	8
Finn Shureck	HG	24.0	24.6	(24.7)	7
Alex Koziol	KG	—	23.0	(24.9)	6
Darius Gorski	HG	28.9	29.2	(29.9)	2

Final Places

- 1 _____
- 2 _____
- 3 _____
- 4 _____
- 5 _____
- 6 _____

Announce Who is up, who is on deck, who is in the hole

Shot Put

Grade 8

Boys

NAME	School	Throw 1	Throw 2	Throw 3	Place
Justin Stockman	JA	24.8	26.0	23.6	7
Dscar Alvarado	KG	26.0	26.0	24.7	8
Ryan Kelly	KG	27.9	30.7	30.9	4
Kelany Kelly	KG	41.3	41.4	37.8	1
Tristan Strabo	KG	26.5	27.9		5
Luke Mancera	HG	24.0	24.2	27.0	6
John Kielczynski	HG	34.0	32.10	34.4	3
Van Jonen	HG	37.0	35.1	36.10	2



Final Places

- 1 _____
- 2 _____
- 3 _____
- 4 _____
- 5 _____
- 6 _____

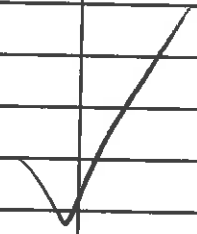
Announce Who is up, who is on deck, who is in the hole

Shot Put

Grade 6-7

Girls

NAME	School	Throw 1	Throw 2	Throw 3	Place
Janesse Donald-Carter	JA	18.8	19.6	21.0	3
Helen Jilek	H6	18.2	15.9	17.6	6
Veronica Bafia	H6	22.9	23.1	23.8	1
Isabella Magiera	H6	20.2	20.2	20.0	4
Jasmine Aousafieh	H6	16.6	17.0	17.7	7
Lena Shihadeh	H6	22.3	22.5	23.3	2
Elizabeth Ramirez	KL	18.9	—	16.8	5



Final Places

- 1 _____
- 2 _____
- 3 _____
- 4 _____
- 5 _____
- 6 _____

Announce Who is up, who is on deck, who is in the hole

GIRLS

Shot Put

Grade 8

Girls

NAME	School	Throw 1	Throw 2	Throw 3	Place
Tion Houston	JA	21.0	18.3	(22.4)	4
Zoe Wilson	JA	(21.6)	20.9	20.2	5
Mikayla Martinez	JA	16.7	(17.10)	16.2	7
Alana Walton	JA	14.8	(17.7)	16.8	9
Lily Ritchey	HG	20.8	21.1	(22.5)	3
Hannah Kelly	HG	18.8	16.10	(18.10)	6
Jenna Andler	HG	22.8	(24.0)	23.5	2
Allison Worst	KG	17.4	17.6	(17.9)	8
Lauren Donnelly	KG	23.5	(24.8)	24.7	1

Final Places

- 1 _____
- 2 _____
- 3 _____
- 4 _____
- 5 _____
- 6 _____

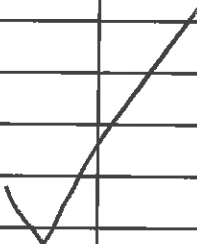
Announce Who is up, who is on deck, who is in the hole

Discus

Grade 8

Boys

NAME	School	Throw 1	Throw 2	Throw 3	Place
Stockman	JA	91'5"	92'3"	65'5"	1
Tapia	KG	76'1"	78'2"	66'8"	6
Kelty, K	KG	81'	73'5"	81'2"	3
Morano	H	67'2"	69'7"	81'0"	4
Carlson	H	60'5"	66'9"	62'5"	
Kielczynski	H	—	69'10"	—	
Mancera	H	79'6"	76'2"	74'7"	5
JOSE	JA	91'4"	78'1"	69'5"	2



Final Places

- 1 Stockman
- 2 Jose
- 3 Kelty
- 4 Moreno
- 5 Mancera
- 6 Tapia

Announce Who is up, who is on deck, who is in the hole

Discus

Grade 6-7

Boys

NAME	School	Throw 1	Throw 2	Throw 3	Place
Koziol	KG	62'7"	63'9"	53'2"	5
Krestel	KG	51'	59'2"	—	
Shereck	KG	57'1"	51'9"	48'0"	
Thorogren	KG	25'8"	28'3"	26'5"	
Dixon	KG	30'2"	35'10"	—	
Eshun	JA	45'2"	—	36'11"	
Corley	JA	67'1"	62'8"	61'0"	4
Amoh	JA	38'5"	—	49'2"	
Martinez	JA	79'4"	100'5"	79'8"	3
Matlock	JA	—	91'3"	91'4"	2
Van Lonkhuyzen	H	59'5"	62'6"	—	6
Gorski	H	99'10"	92'3"	96'0"	1
Skurski	H	—	49'11"	42'2"	

Final Places

- 1 Gorski
- 2 Matlock
- 3 Martinez
- 4 Corley
- 5 Koziol
- 6 Van Lonkhuyzen

Announce Who is up, who is on deck, who is in the hole

Discus

Grade 8

Girls

NAME	School	Throw 1	Throw 2	Throw 3	Place
WALTON	JA	58'	—	—	5
MARTINEZ	JA	38'1"	41'3"	40'9"	10
STEVENS	H	—	—	75'9"	1
HOUSTON	JA	43'1"	47'4"	49'	8 WA
ZUREK	H	54'	61'5"	60'6"	4
BOWEN	H	45'2"	49'8"	49'9"	6
WALTON HERRERA	JA	53'1"	57'	62'3"	3
WILSON	JA	44'4"	41'3"	41'1"	8 9
WORST	KG	47'5"	46'	49'	7 WA
KWIATKOWSKI	H	49'1"	68'1"	74'10"	2

Final Places

- 1 STEVENS - H
- 2 KWIATKOWSKI - H
- 3 HERRERA - JA
- 4 ZUREK - H
- 5 WALTON - JA
- 6 BOWEN - H

Announce Who is up, who is on deck, who is in the hole

Discus

Grade 6-7

Girls

NAME	School	Throw 1	Throw 2	Throw 3	Place
DONALD-CARTER	JA	—	(59'6")	58'5"	4
BAFIA	H	68'6"	71'	(72'3")	1
HEENEY	H	(61'7")	53'	50'4"	3
DALPONTE	H	52'10"	48'7"	—	5
MAGIERA	H	(61'8")	53'2"	60'5"	2
DOGLIM	JA	39'	—	—	6
DAHLBERG	KG	31'1"	25'11"	(31'11")	7
VAREIAS	KG	19'5"	—	(23'9")	8

Final Places

- 1 BAFIA - HOMER
- 2 MAGIERA - HOMER
- 3 HEENEY - HOMER
- 4 DONALD - CARTER JA
- 5 DALPONTE H
- 6 DOGLIM JA

Announce Who is up, who is on deck, who is in the hole

LONG JUMP

Grade 6-7

Girls

NAME	School	Jump 1	Jump 2	Jump 3	Place
Maewé Heeney	Homer	11'5"	—	(12'3")	3
Evelyn Moan	KG	10'4"	(10'4")	10'3"	9
Ela Para	Homer	11'2"	(11'10")	—	6
Anya Anjaler	JA	11'4"	(11'9")	11'5"	7
Brooklyn Flynn	Homer	(12'0")	11'3"	11'8"	4
Elizabeth Ramirez	KG	9'4"	9'6"	(9'11")	10
Karina Choi	JA	11'9"	11'3"	(11'11")	5
Jimena Ibarra	Homer	10'8"	(12'4")	8'1"	2
Aniah Therres	JA	9'4"	8'8"	(10'10")	8
Angelique Nix	JA	11'2"	11'8"	(12'5")	1

Final Places

1 _____

2 _____

3 _____

4 _____

5 _____

6 _____

Announce Who is up, who is on deck, who is in the hole

LONG JUMP

Grade 8

Girls

NAME	School	Jump1	Jump 2	Jump 3	Place
Jossalyn Welch	Homer	13'6"	13'5"	13'1"	1
Julia Rodriguez	JA	11'6"	11'8"	12'6"	5
Lexie Trower	Homer	11'2"	—	10'3"	7
Ava Niesman	KG	—	11'9"	11'9"	6
Anna Andretich	Homer	11'7"	12'10"	12'3"	4
Madison Seymour	KG	11'8"	12'3"	12'11"	3
Makenna Skoczylas	Homer	13'2"	14'0"	13'3"	2

Final Places

- 1 _____
- 2 _____
- 3 _____
- 4 _____
- 5 _____
- 6 _____

Announce Who is up, who is on deck, who is in the hole

LONG JUMP

Grade 6-7

Boys

NAME	School	Jump 1	Jump 2	Jump 3	Place
Shane Kozak	Homer	(13'0")	12'5"	10'10"	5
Edward Moore	JA	8'7"	(9'6")	-	12
Danny Stevens	Homer	10'0"	(12'1")	11'9"	9
Derek Ruffin	JA	11'9"	9'9"	(12'0")	10
Dominic Carrozza	KG	13'5"	(13'7")	12'7"	4
Nate Sakalis	JA	(13'9")	13'0"	13'7"	3
Nate Landig	Homer	11'3"	11'6"	(12'3")	8
Moises Campos	JA	9'7"	(9'11")	9'7"	11
Dominick Tucci	Homer	(12'11")	-	-	6
Colton Rubar	KG	14'8"	14'6"	(15'2")	1
Ryan Krestel	KG	11'5"	12'7"	(12'7")	7
Wade Welke	Homer	14'1"	15'1"	(15'1")	2

Final Places

- 1 _____
- 2 _____
- 3 _____
- 4 _____
- 5 _____
- 6 _____

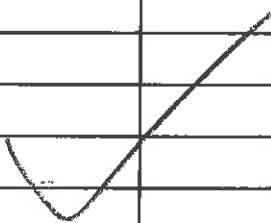
Announce Who is up, who is on deck, who is in the hole

LONG JUMP

Grade 8

Boys

NAME	School	Jump 1	Jump 2	Jump 3	Place
Van Jongen	Homer	14'6"	16'8"	(17'1")	1
Elijah Rodriguez	JA	13'7"	13'8"	(14'3")	6
Michael Doneske	Homer	14'7"	(14'7")	13'8"	4
Roberto Tapia	KG	9'9"	(11'9")	10'3"	11
Mason Solorsano	Homer	13'2"	13'10"	(13'11")	7
Raleigh Jose	JA	—	(13'9")	12'4"	8
Carter Zimny	Homer	11'7"	11'3"	(12'0")	9
Damon Walters	JA	15'0"	15'8"	(15'9")	2
Julian Morolda	Homer	(14'5")	14'2"	13'1"	5
Ariyo Akinyemi	JA	(11'9")	11'7"	11'5"	10
Alec Robinson	JA	13'9"	(15'4")	14'5"	3



Final Places

- 1 _____
- 2 _____
- 3 _____
- 4 _____
- 5 _____
- 6 _____

Announce Who is up, who is on deck, who is in the hole